



TH10

Thermal Cut-Out

Sensata Technologies has developed the TH10 temperature cut-out to respond to the need of increasing power of heating and personal care appliances. As a result of this, Sensata Technologies has further established its leading position in the worldwide thermal protection market.

Design and operating principles

The TH10 consists of two nickel-plated supports, held together with ceramic pins. One support holds the high performance Klixon® bimetal disc, which, in combination with the sophisticated contact system, provides superior cycling performance. For self-hold versions see TH11/21. A wide temperature range, standard 5K tolerance, different bimetal resistivity, plus optional terminal configurations make the TH10 suitable for a very wide range of applications.

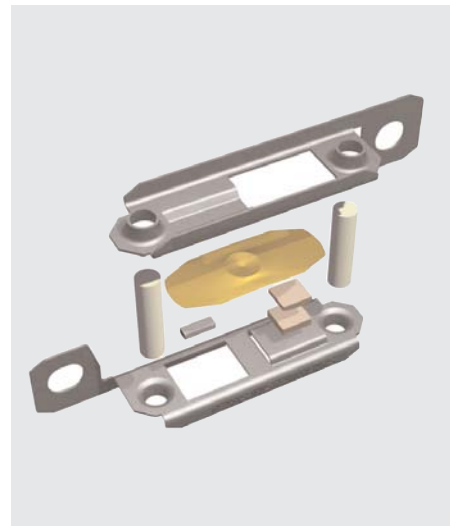
The operating principle of the TH10 is simple and effective. A current flows through the resistive Klixon® bimetal disc. When a fault condition occurs, the increased ambient temperature causes the bimetal disc to snap open the contacts. As the device cools down to a safe temperature again, the contacts will automatically reset.

Applications

The TH10 operates as a sensitive power cut-out for:

- Hair dryers
- Fan heaters
- Convector heaters
- Transformers
- Hand dryers

and various other applications. With the TH10 Sensata Technologies provides you with cost-effective protection while offering superior quality and reliability.



KEY BENEFITS

Flexible mounting:

3 terminal configurations available

Robust design:

The bimetal disc is protected by the metal support

Full automated live:

Provides stable setting values

Low price:

The particular design provides high competitiveness

KLIXON
®

Certifications:

Agency: ENEC

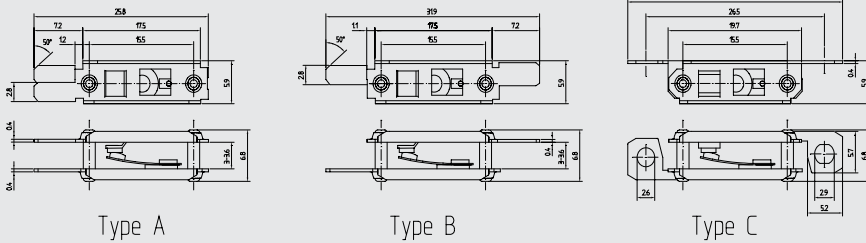
File number: 2014531.14

Rating: 13(2)A 250 Vac @ 30.000 cycles, 30(5)A 250 Vac @ 3.000 cycles

Standard: EN60730-2-9, EN60730-2-2, EN60730-1

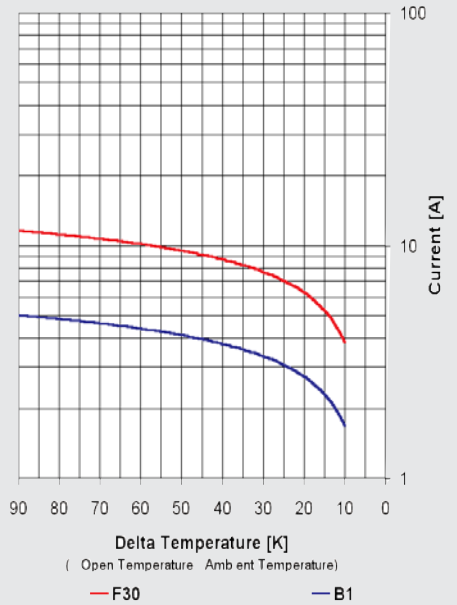
Agency: UL

File number: E54813



Ultimate Trip Current vs. Ambient Temperature (non-circulating air)

Approx. to be used for selecting samples for verification tests



Coding System

Terminal Configuration		Disc and contact support material		Standard opening temperature		
Code	Terminals	Code	Material	Operating Temp.	Low resistivity bimetal disc (F30)	High resistivity bimetal disc (B1)
A	Terminals on same end	A	Nickel plated steel	60°C	031	035
B	Terminals on opposite end			65°C	041	045
				70°C	051	055
				75°C	061	065
				80°C	071	075
				85°C	081	085
				90°C	091	095
				95°C	101	105
				100°C	111	115
				105°C	121	125
				110°C	131	135
				115°C	141	145
				120°C	151	155
				125°C	161	165
				130°C	171	175
				135°C	181	185
				140°C	191	195
				145°C	201	205
				150°C	211	215
				170°C		255

Specifications

Standard operating temperature range	from 45°C - 170°C
Max. Ambient temperature	200°C
Tolerance on open temperature	± 5K

Declarations

Declarations to EN60730-2-9		Declarations to EN60730-2-2	
Purpose of the control	Thermal Cut-Out	Purpose of the control	Thermal Motorprotector
Construction	Incorporated, non-electronic		
Degree of protection	IP00		
Terminals for ext. conductors	For internal conductors only		
Method of (dis) connection of terminals	Riveting, soldering, spotwelding, springloaded contacting		
Details for terminals for internal conductors	Insulation of conductors used by OEM's must be able to withstand the operating temperatures in normal usage		
Temperature limits of the switchhead	200°C		
PTI of insulation materials	PTI 250	PTI of insulation materials	PTI 250
Method of mounting	By various means in conjunction with (holes in) terminals, such that adequate creepage and clearance distances are maintained between live parts and accessible metal parts	Method of mounting	By various means in conjunction with (holes in) terminals, such that adequate creepage and clearance distances are maintained between live parts and accessible metal parts
Operating time	For continuous operation		
Type of action	Type 2B	Type of action	Type 3C
Reset characteristic	Automatic	Reset characteristic	Automatic
Extent of sensing element	Whole control		
Control pollution degree	Degree 2	Control pollution degree	Degree 2

TECHNICAL / SALES SUPPORT



Holland
Phone +31 546 879560 Fax +31 546 879204

Internet: www.sensata.com

Email: info-cpe@list.sensata.com

Important Notice: The products and services of Sensata Technologies and its subsidiaries described herein are sold subject to Sensata's standard terms and conditions of sale. Customers are advised to obtain the most current and complete information about Sensata products and services before placing orders. Sensata assumes no liability for applications assistance, customer's applications or product designs, software performance, or infringement of patents. The publication of information regarding any other company's products or services does not constitute Sensata's approval, warranty or endorsement thereof.